

Care Corner Uplift For Life Ruckathon 2024 Registration Step-by-Step Guide (Team Leader & New Members)

For Team Leaders:

1. Register as a Team Leader of a New Team
2. Invite your family, friends or colleagues to join an Existing Team

For New Members:

3. Join as a New Member of an Existing Team

1. Register as a Team Leader of a New Team

1. Register via this link: <https://upliftforlife.carecorner.org.sg/register>
2. Read through our Ruckathon Info: <https://upliftforlife.carecorner.org.sg/ruckathon-info>

Registration Form

Thank you for your interest in joining Uplift For Life Ruckathon 2024.
Before you register, please take some time to go through the [info](#).

3. Select 'Team Leader of a New Team', and key in your promo/corporate code if you have any.

Join us as a/an *

- Individual
- New Member of an Existing Team
- Team Leader of a New Team

Enter Promo/Corporate Code (if any)

Tip: Promo/Corporate Codes are issued by Event Organiser.

4. Only this first section is regarding your **team details**. Add your team name, team tagline and team photo. These would appear on your team profile page to let people know who your team is and why your team is raising funds!

Create a Team Name *

Create a Team Tagline

Message must be less than 200 characters.

Team Photo

Upload the photo in JPG or JPEG format with a maximum size of 8MB size. The recommended ratio is 1:1 with minimum image width and height of 250px by 250px. Note that uploaded image will be automatically square cropped.

5. The following sections on “Account Details”, “Personal Particulars”, “Health Declaration”, “Rules and Regulations” and “PDPA Consent” are your own **personal details**.
6. In “Account Details” section, the four highlighted fields will be displayed on your individual profile page:
 - a. Your ‘Account Display Name’
 - b. Message on why you are fundraising for the campaign
 - c. Display Photo
 - d. Target Fundraising Amount

Account Details

My Email Address (Your Login ID) *

Confirm Email Address *

Each email can only be used once.

My Account Password *

Confirm Account Password *

My Account Display Name *

Share with your supporters why you are fundraising for Uplift For Life 2024

Message must be less than /200 characters.

My Display Photo

Choose File No file chosen

Upload the photo in JPG or JPEG format with a maximum size of 8MB size. The recommended ratio is 1:1 with minimum image width and height of 250px by 250px. Note that uploaded image will be automatically square cropped.

My Target Fundraising Amount *

- Select One -

Set a target for yourself.

I got to know about this event through... *

- Select One -

7. Please read through the Rules and Regulations and check the relevant boxes to indicate your agreement.

Health Declaration

- I do not have any medical condition that would affect my safety or physical wellbeing. I am medically and physically fit and competent to participate in the Event. I fully understand and acknowledge the risks involved in my participation in the Event and I accept full responsibility and agree to solely assume all such risks.

Rules and Regulations

- I have read and agree with the stipulated [Rules and Regulations](#) (including the FAQs).

PDPA Consent

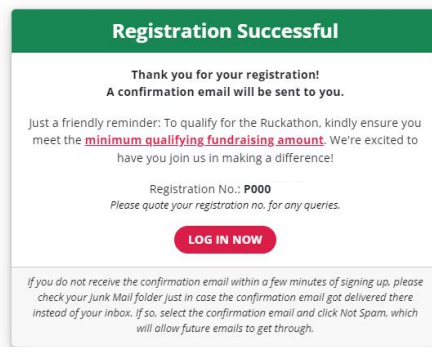
- I consent to and allow Care Corner Singapore to collect, use, disclose and/or process my personal data in order to process, administer, facilitate, maintain and/or manage my relationship with Care Corner Singapore as a donor ("Purpose"), including communications on Care Corner Singapore' activities, programmes and services; donation requests; carrying out research, analysis and development activities for Care Corner Singapore' purposes; and making disclosures required by law or a competent authority. Care Corner Singapore may, for the above Purpose, disclose my personal data to its third party service providers and/or agents, which may be sited outside of Singapore (subject always to requirements under applicable law having been met).
- I agree that Care Corner Singapore and/or its partners, affiliates, subsidiaries, agencies and contractors may send to me marketing/promotional material regarding the Event and any future editions of the Event by email or post.
- Subscribe to Care Corner Singapore's newsletters for volunteering opportunities and latest updates on programmes and services that support our beneficiaries.

8. Click 'Register Now' to register.

- I agree that Care Corner Singapore and/or its partners, affiliates, subsidiaries, agencies and contractors may send to me marketing/promotional material regarding the Event and any future editions of the Event by email or post.
- Subscribe to Care Corner Singapore's newsletters for volunteering opportunities and latest updates on programmes and services that support our beneficiaries.



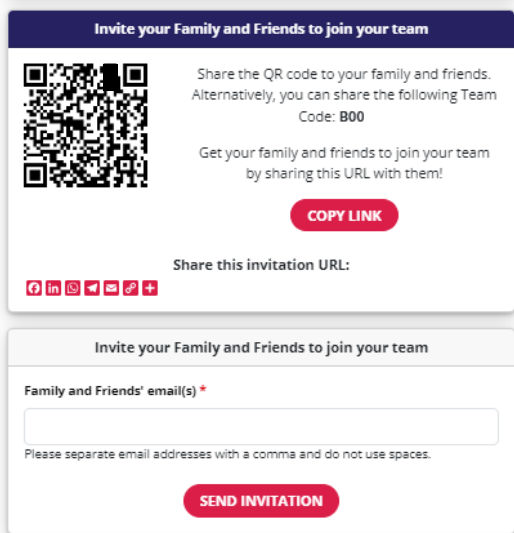
9. You should receive this acknowledgement of your submission.



10. Scroll down and you can find ways to invite your family, friends and colleagues to join your team! You can either

- (1) Screenshot and send the QR code
- (2) Share the Team Code
- (3) Copy and share the link
- (4) Enter their email addresses and send them an invite

More information in the next section below.



Invite your Family and Friends to join your team

Share the QR code to your family and friends. Alternatively, you can share the following Team Code: **B00**

Get your family and friends to join your team by sharing this URL with them!

COPY LINK

Share this invitation URL:

Invite your Family and Friends to join your team

Family and Friends' email(s) *

Please separate email addresses with a comma and do not use spaces.

SEND INVITATION

11. Please also look out for an email from 'Care Corner Uplift For Life 2024' acknowledging your successful registration, in which it would include your team code.

As a team leader, you can invite family, friends and colleagues to join your team by sharing your team's url with them!

<https://upliftforlife.carecorner.org.sg/register!P000>

Your Team Name: **Care Corner Team**

Your Team Code: **P00**

Key steps to note:

- 1) Under 'Join As' category, select 'New Member of an Existing Team'
- 2) Ensure the correct team code has been applied in the registration page

2. Invite your family, friends or colleagues to join an Existing Team

After your registration is successful, invite your family and friends to join your team by sharing the:

- (1) QR Code
- (2) 'Join Team' URL that ends with your team code
- (3) Team code, which they would have to input when registering

Where to find them

1. You would have received a registration confirmation email with the 'Join Team' URL and Team Code.

As a team leader, you can invite family, friends and colleagues to join your team by sharing your team's url with them!

<https://upliftforlife.carecorner.org.sg/register!P000>

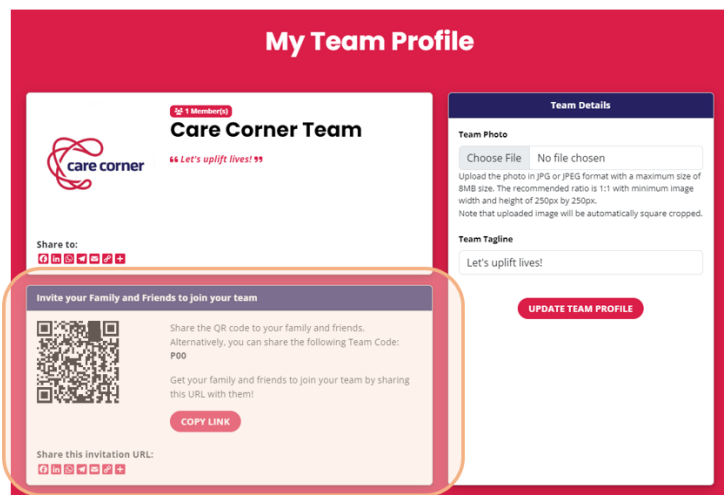
Your Team Name: Care Corner Team

Your Team Code: P00

Key steps to note:

- 1) Under 'Join As' category, select 'New Member of an Existing Team'
- 2) Ensure the correct team code has been applied in the registration page

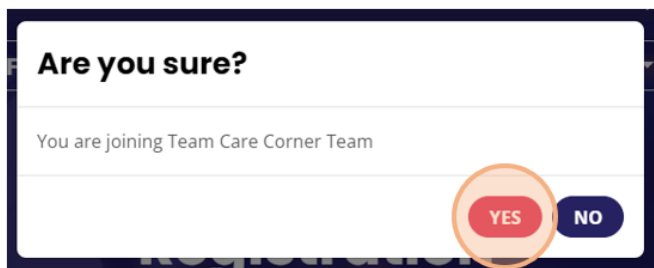
2. You can also login to your profile: <https://upliftforlife.carecorner.org.sg/login>
3. Scroll down to 'Team Profile' section. Click on 'Copy Link' or any of the social media icons to share the invitation URL.



3. Join as a New Member of an Existing Team

(A) Received a QR Code or URL

1. If you've received a QR code or URL, click on it and select "YES" on the pop-up message.



2. Your team code and name would then be pre-filled for you. Please check that you are in the correct team.

Join us as a/an *

Individual

New Member of an Existing Team

Team Leader of a New Team

Enter Promo/Corporate Code (if any)

Tip: Promo/Corporate Codes are issued by Event Organiser.

Team Code of the Team you are joining *

Tip: Get the team code from your Team Leader.

Team Name which you are joining *

3. Fill in your personal details and display details in the following fields, and click "Register Now" at the bottom of the form.

(B) Received a Team Code

1. If you've received a team code, visit <https://upliftforlife.carecorner.org.sg/register>.
2. Select join as a "New Member of an Existing Team", and key in your promo/corporate code if you have any.

Join us as a/an *

Individual

New Member of an Existing Team

Team Leader of a New Team

Enter Promo/Corporate Code (If any)

Tip: Promo/Corporate Codes are issued by Event Organiser.

3. Enter your Team Code and your Team Name will be filled in for you. Please check that you are in the correct team.

Team Code of the Team you are joining *

Tip: Get the team code from your Team Leader.

Team Name which you are joining *

4. Fill in your personal details and display details in the following fields, and click “Register Now” at the bottom of the form.